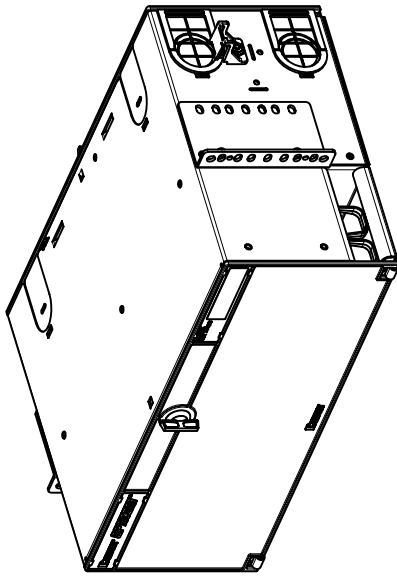


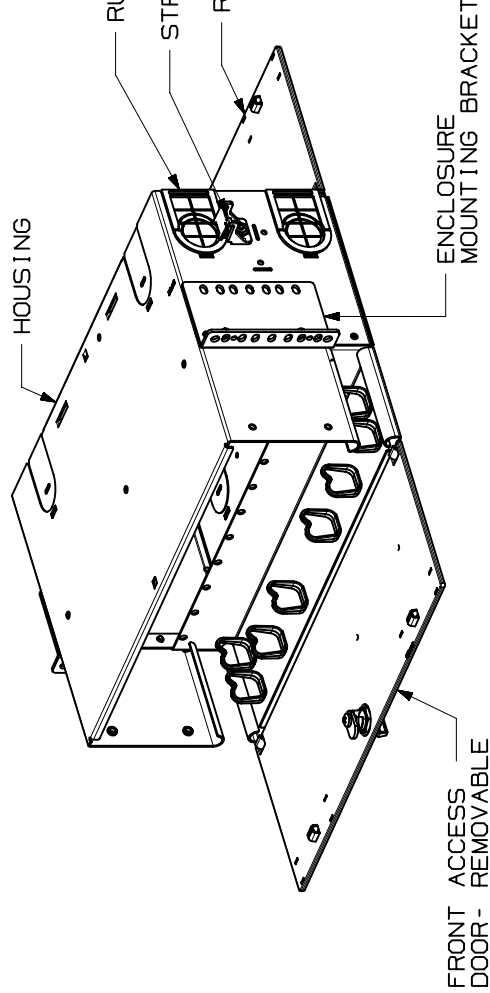
THIS COPY IS PROVIDED ON A RESTRICTED BASIS AND IS NOT TO BE USED IN ANY WAY DETRIMENTAL TO THE INTERESTS OF PANDUIT CORP.

NOTES:

1. VISIT OUR ON-LINE CATALOG AT WWW.PANDUIT.COM FOR A CURRENT LIST OF PARTS APPLICABLE WITH THIS PRODUCT.
2. DIMENSIONS IN PARENTHESES ARE IN METRIC.
3. ENCLOSURE CAN BE MOUNTED ON A 19" OR 23" STANDARD EIA RACK.
4. ENCLOSURE HOUSING IS MADE FROM 16 GAUGE GALVANNEALED COLD ROLLED STEEL.
5. ENCLOSURE HOUSING IS PAINTED BLACK.
6. FRONT AND REAR ACCESS DOORS ARE MADE FROM POLYCARBONATE AND ABS.
7. ENCLOSURE IS SUPPLIED WITH (1) HARDWARE KIT AND PORT I.D. LABEL.
8. PART CAN HOLD UP TO 12 FAPS.



PANDUIT P/N	WEIGHT
FRME4	14.5LB/EA 6.57Kg/EA



FRONT ACCESS DOOR- REMOVABLE

RUBBER GROMMET- PART OF HARDWARE KIT

STRAIN RELIEF BRACKET- PART OF HARDWARE KIT

REAR ACCESS DOOR- REMOVABLE

ENCLOSURE MOUNTING BRACKET

MODEL FILENAME V10049AC_FRME4_ASSY_04.PRT
CAD FILENAME/LAYERS 10049AC_DC_04B.PRT

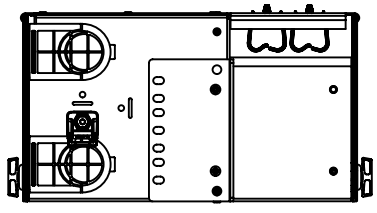
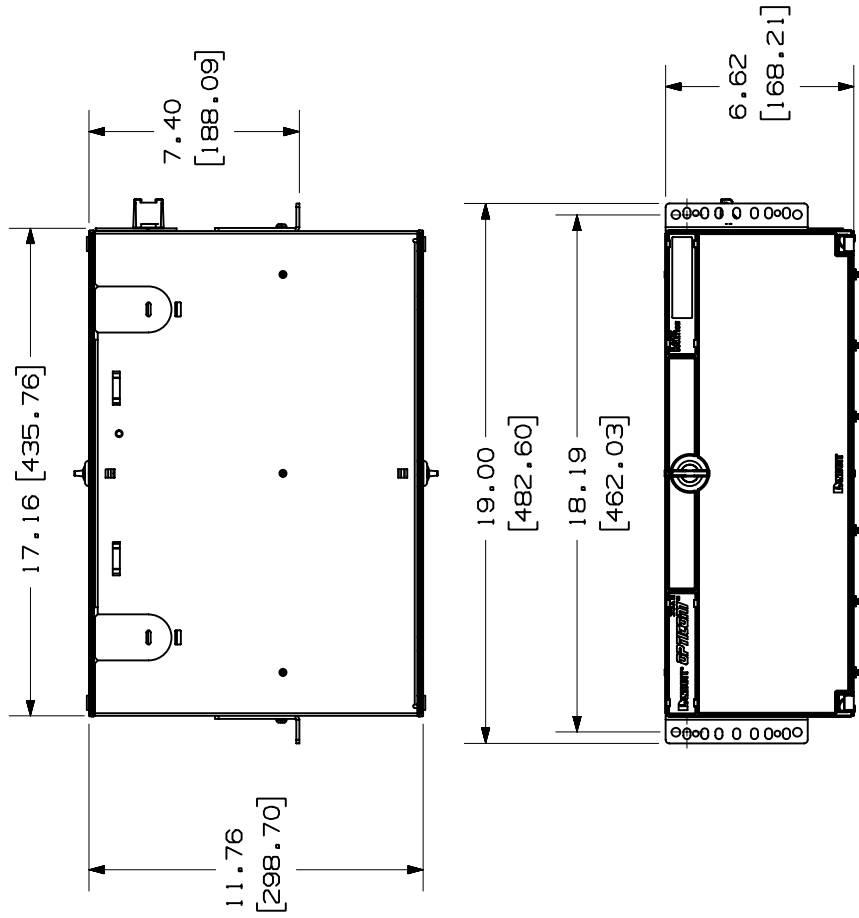
PANDUIT CORP. TINLEY PARK, ILLINOIS

FIBER RACK MOUNT ENCLOSURE (FRME4) CUSTOMER DRAWING

REV	DATE	BY	CHK	DESCRIPTION	ECN	R	CUST	SUP	OTH
3	5-26-05	TKW		SEE SHEET 2 OF 2 FOR REVISIONS	10049-51				
2	1-28-05	RVLE	DPN	SEE SHEET 2 OF 2 FOR REVISIONS	10049-51	MEC			
1	3-12-02	JDWE	AFW	SEE SHEET 2 OF 2 FOR REVISIONS	10049-51	JW1			
R	2-8-02	JDWE	AFW	SEE SHEET 2 OF 2 FOR REVISIONS	10049-51	JW1			

UNLESS OTHERWISE SPECIFIED, DIMENSIONAL TOLERANCES ARE: (.XX) ± .03 (,.8) ANGLES ±		UNLESS OTHERWISE SPECIFIED, ALL DIMENSIONS ARE GIVEN IN INCHES, THIRD ANGLE PROJECTION.	
DRAWN BY JDWE	MAT'L S	SCALE 1/6	DWG 10049-51
DATE 2-8-02	SEE NOTES		SHEET 1 OF 2
CHK'D AFW			SIZE A

THIS COPY IS PROVIDED ON A RESTRICTED BASIS AND IS NOT TO BE USED IN ANY WAY DETRIMENTAL TO THE INTERESTS OF PANDUIT CORP.



MODEL FILENAME V10049AC_FRME4_ASSY_04.PRT
 CAD FILENAME/LAYERS V10049AC_DC_04A.PRT

PANDUIT CORP. TINLEY PARK, ILLINOIS

FIBER RACK MOUNT ENCLOSURE
 (FRME4) CUSTOMER DRAWING

UNLESS OTHERWISE SPECIFIED, DIMENSIONAL TOLERANCES ARE: (.X) ± (.XXX) ± (.XX) ± .03 (.8) ANGLES ±	UNLESS OTHERWISE SPECIFIED, ALL DIMENSIONS ARE GIVEN IN INCHES, THIRD ANGLE PROJECTION.
DRAWN BY JDWE	MAT'L: 1:6
DATE 2-8-02	DRAWING NO. 10049-51
CHK'D AFW	SHEET 2 OF 2
SEE NOTES	
DNB	SIZE A

REV	DATE	BY	CHK	ECN	R	CUST	SUP	OTH
3	5-26-05	TKW		10049-51				
2	1-28-05	RVLE	DPN	10049-51	MEC			
1	3-12-02	JDWE	AFW	10049-51	JWJ			
R	2-8-02	JDWE	AFW	10049-51	JWJ			

REV	DATE	BY	CHK	DESCRIPTION
3	5-26-05	TKW		C. EXPANDED TITLE BLOCK OF SHEET 1 D. REVISED NOTES
2	1-28-05	RVLE	DPN	B. UPDATED NOTE 1 TO CURRENT WEB NOTE UPDATED VIEWS TO INCLUDED MOLDED COVERS
1	3-12-02	JDWE	AFW	A. CHANGED SHEET NUMBERS.
R	2-8-02	JDWE	AFW	RELEASED TO PRODUCTION