
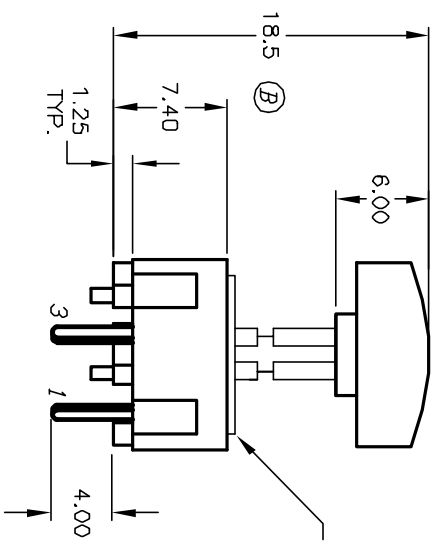


320.08 GRV CAP
(B099407)

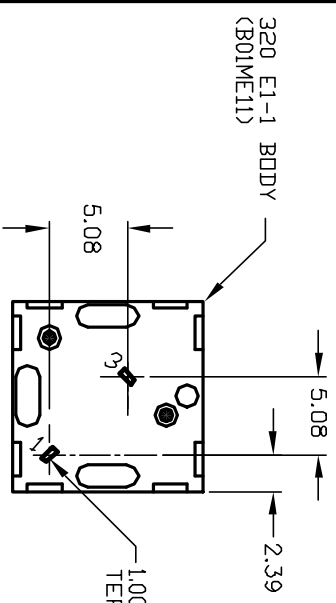


320 E1-1 CONTACT
(B050001)

SHOWN CAP REMOVED

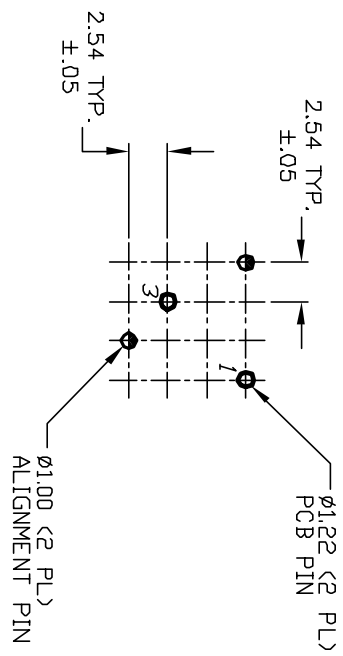


320.03 CAP BLK
(B040303)

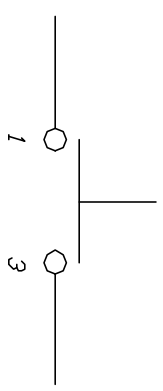


320 E1-1 BODY
(B01M11)

TOP VIEW -SHOW ORIENTATION OF LEGENDS
IN RESPECT TO THE PCB PIN TERMINALS.



RECOMMENDED P.C.B. LAYOUT



CIRCUIT: SPST
CONTACT CONFIGURATION

- NOTES:
1. ALL DIMENSIONS IN MM
 2. GENERAL TOLERANCE: X.X=±0.4
X.XX=±0.25
 3. TERMINAL NO.'S FOR REFERENCE ONLY.
 4. RATING: 25mA, @50VDC
 5. OPERATING FORCE: 120gf
 6. TRAVEL TO MAKE: 0.7mm

E-SWITCH®

B	11857	REVISED B DIMENSION	1/7/02	CJB
REV.	ECN No.	DESCRIPTION	DATE	CHKD
THE INFORMATION CONTAINED IN THIS DOCUMENT IS PROPRIETARY TO E-SWITCH AND IS NOT TO BE COPIED OR TRANSFERRED				

TITLE	320.03 E1-1 (W/.08 GRV)	SCALE	2:1	DATE	12/12/01	DR	CJB	DWG	XB0814P	REV	B
-------	-------------------------	-------	-----	------	----------	----	-----	-----	---------	-----	---