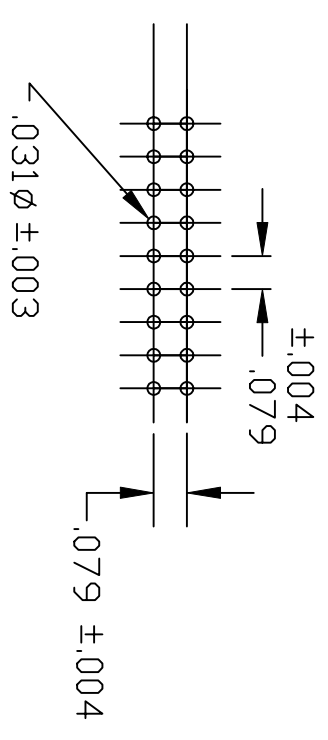
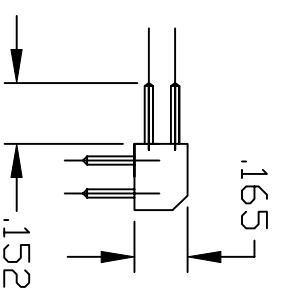
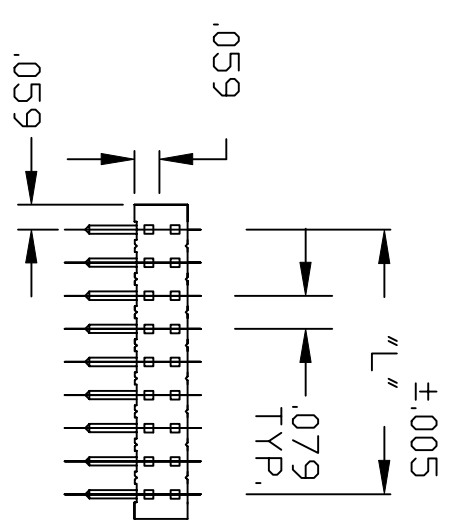
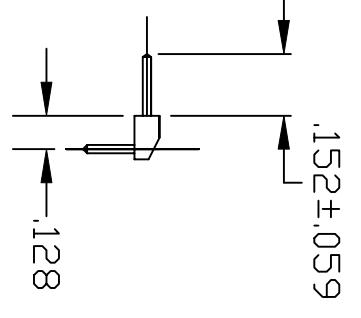
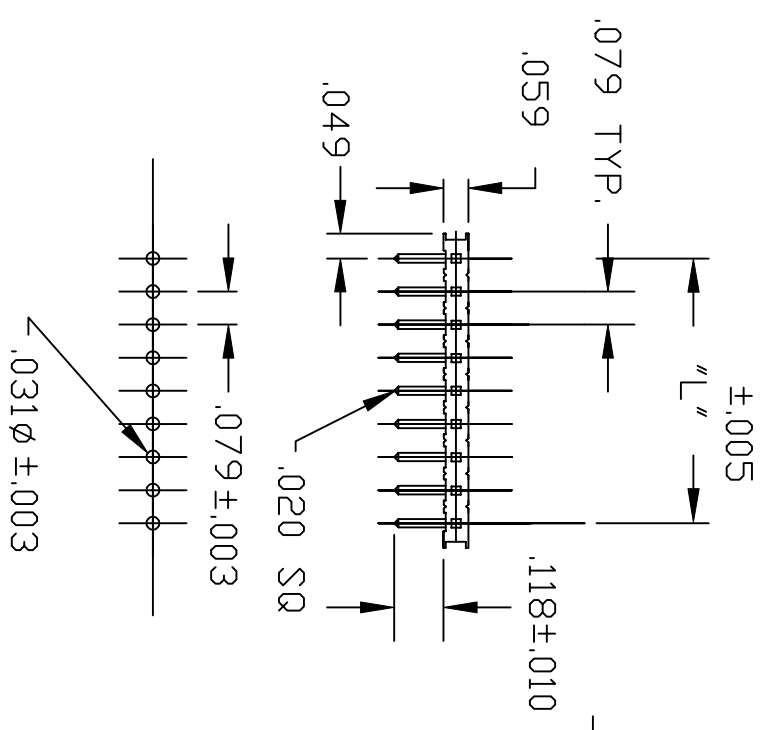


DESCRIPTION: 2mm HEADER STRIP STRAIGHT

"L" = ND, DF PINS/ROW X .079 - .079



216X-XX-02-XX
 SERIES _____
 2163 = SINGLE ROW
 2164 = DUAL ROW
 POSITIONS _____
 SINGLE - INCREMENTS OF 1
 DUAL = INCREMENTS OF 2
 TYPE _____
 02 = RIGHT ANGLE
 PLATING _____
 P2 = 15u" GOLD MATING AREA
 TIN/LEAD TAILS

MATERIALS:
 HOUSING: GLASS FILLED THERMOPLASTIC UL 94V-0
 COLOR: BLACK
 CONTACTS: DRAWN PHOSPHOR BRONZE 3./ HARD

	THESE DRAWINGS AND SPECIFICATIONS ARE THE PROPERTY OF NorComp AND SHALL NOT BE REPRODUCED, COPIED OR USED AS THE BASIS FOR THE MANUFACTURE OF APPARATUS WITHOUT WRITTEN PERMISSION.		
	DRAWN: PAM JENKINS	DATE: 5-13-02	REV: 3
CHECKED:	DATE:	SHEET 1	OF 1
SCALE:	DWG NO. 216X-XX-02-PX		

NorComp