

"High Frequency Ceramic Solutions"

Preliminary

2.45 / 5.5GHz WLAN Ceramic Diplexer (BPF/BPF type).

P/N 2450DP15M5500


LGA bottom terminations

Detail Specification: 8/2/2012

Page 1 of 3

General Specifications

Part Number		2450DP15M5500		
Operating Temperature Range		-40 ~ +85 °C		
Frequency	Insertion Loss	Passband VSWR	Return Loss Min	Attenuation (db)
2400~2500	2.4 max. @ 25°C	2.0 max.	-9.54	28 min. @ 824~915MHz
				28 min. @ 1545~1610MHz
				24 min. @ 1710~1990MHz
				18 min. @ 2110~2170MHz
				27 min. @ 4800~5000MHz
5150~5850	1.2 max. @ 25°C	2.0 max.	-9.54	20 min. @ 7200~7500MHz
				25 min. @ 1545~1610MHz
				25 min. @ 2400~2500MHz 25 min. @ 10300~11700MHz



Recommended Storage Conditions*	+5 to +35 °C, Humidity 45~75%RH
Reel Quantity	4,000
Storage Period	18 months max.
Power Capacity	1W max.

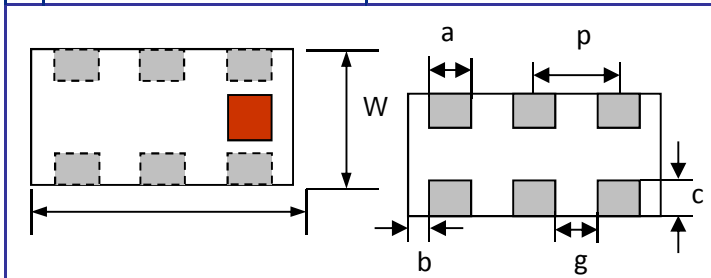
*18 months in vacuum sealed bag and 1 week cumulative after opened.

Part Number Explanation

P/N Suffix	Packing Style	Bulk	Suffix = S	eg. 2450DP15M5500S
		T & R (3000pcs)	Suffix = E	eg. 2450DP15M5500E
	Termination style	100% Tin	Suffix = None	eg. 2450DP15M5500(E or S)
	Evaluation Board	2450DP15M5500-EBSMA		

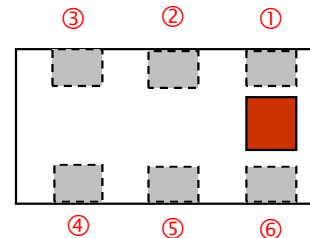
Mechanical Dimensions

	In	mm
L	0.079 ± 0.004	2.00 ± 0.10
W	0.049 ± 0.004	1.25 ± 0.10
T	0.031 ± 0.004	0.80 ± 0.10
a	0.012 ± 0.004	0.30 ± 0.10
b	0.008 ± 0.004	0.20 ± 0.10
c	0.012 ± 0.004 /-0.2	0.30 ± 0.10
g	0.014 ± 0.004	0.35 ± 0.10
p	0.026 ± 0.002	0.65 ± 0.05



Terminal Configuration

No.	Function
1	Higher Freq. Port
2	GND
3	Lower Freq. Port
4	GND
5	Common Port
6	GND



4001 Calle Tecate • Camarillo, CA 93012 • TEL 805.389.1166 FAX 805.389.1821

2012 Johanson Technology, Inc. All Rights Reserved

www.johansontechnology.com

"High Frequency Ceramic Solutions"

Preliminary

2.45 / 5.5GHz WLAN Ceramic Diplexer (BPF/BPF type).

P/N 2450DP15M5500

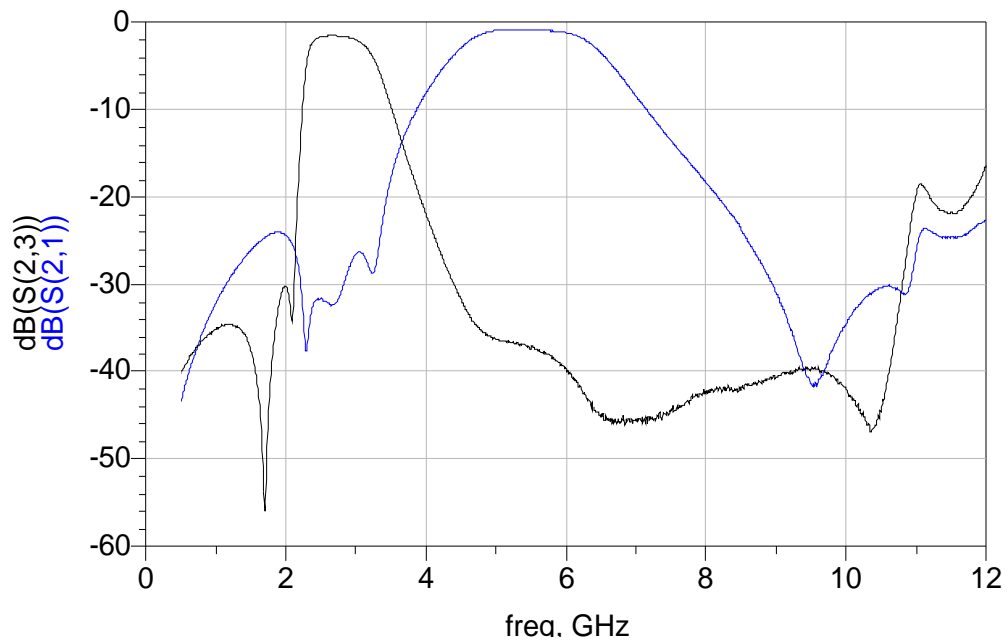
LGA bottom terminations

Detail Specification: 8/2/2012

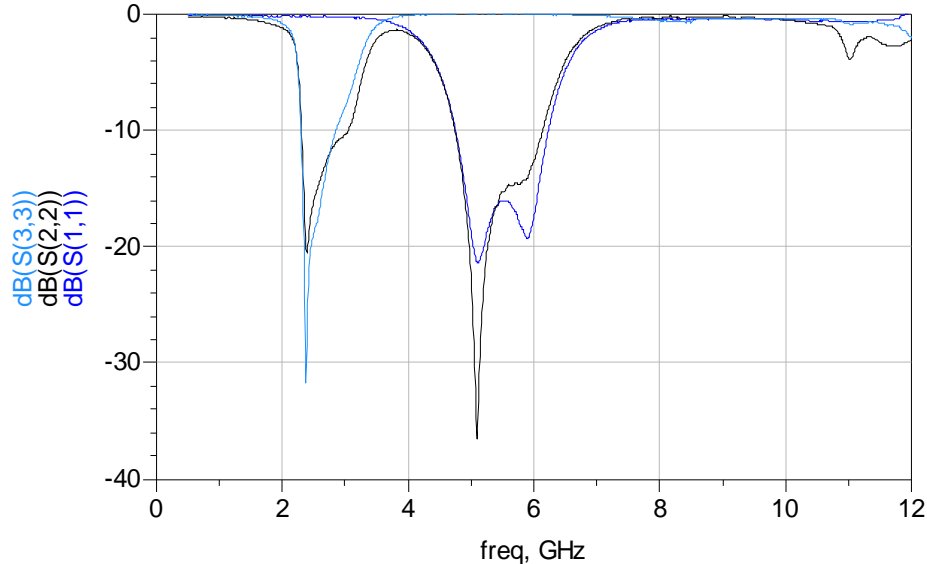
Page 2 of 3

Typical Electrical Performance (T=25°C)

Attenuation



Return Loss



The contents of this data sheet are subject to change without notice. Please confirm the specifications and delivery conditions when placing your order. All sales are subject to Johanson Technology, Inc. terms and conditions.



www.johansontechnology.com

4001 Calle Tecate • Camarillo, CA 93012 • TEL 805.389.1166 FAX 805.389.1821

2012 Johanson Technology, Inc. All Rights Reserved

2.45 / 5.5GHz WLAN Ceramic Diplexer (BPF/BPF type).

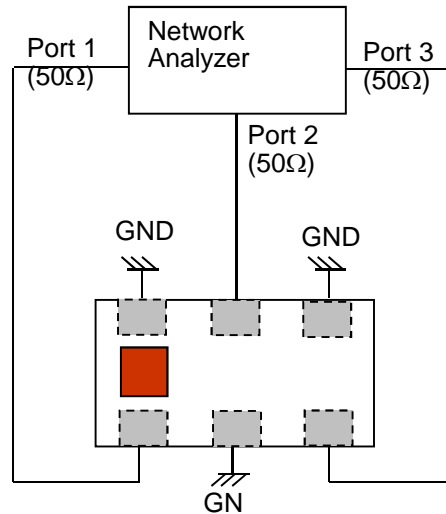
P/N 2450DP15M5500

LGA bottom terminations

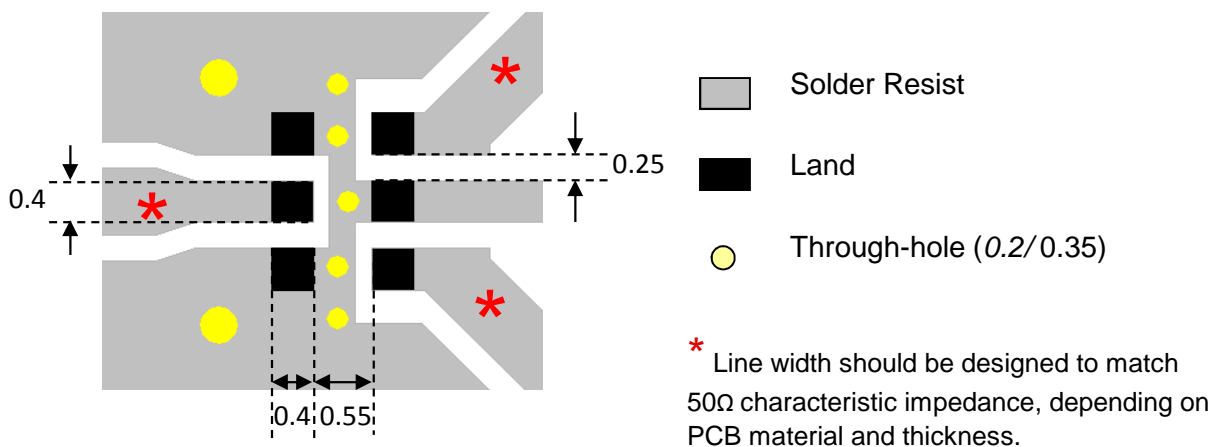
Detail Specification: 8/2/2012

Page 3 of 3

Measuring Diagram



Mounting Considerations



The contents of this data sheet are subject to change without notice. Please confirm the specifications and delivery conditions when placing your order. All sales are subject to Johanson Technology, Inc. terms and conditions.